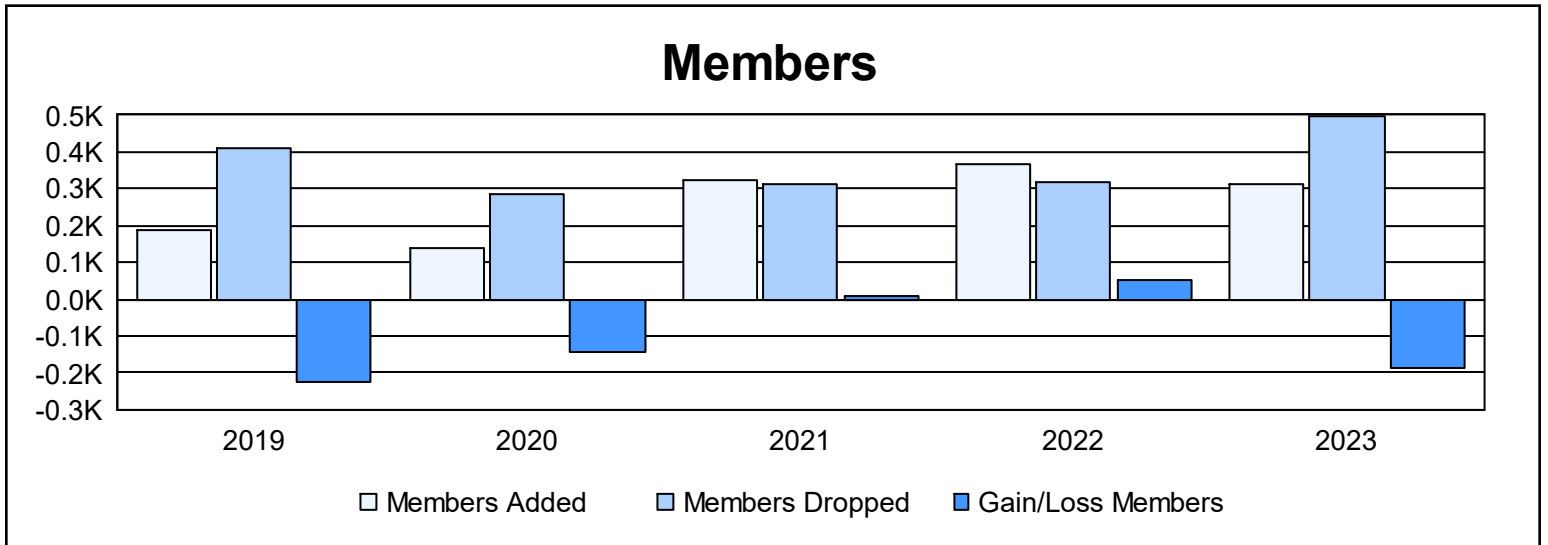
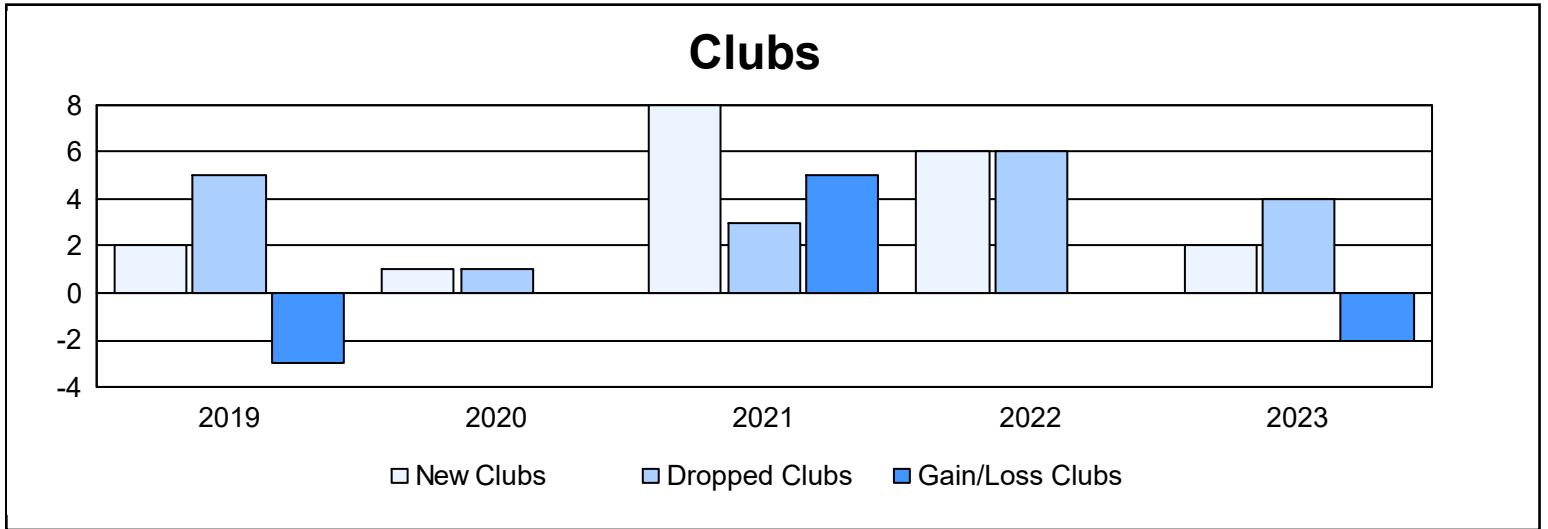
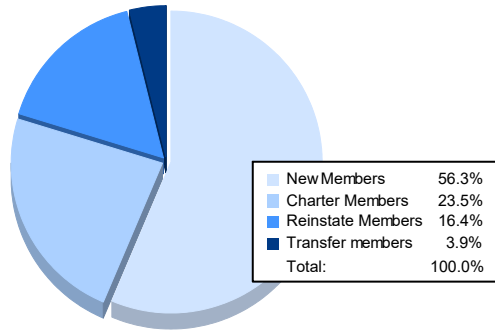


| Year | New Clubs | Dropped Clubs | Gain/ Loss Clubs | New Members | Charter Members | Reinstate Members | Transfer Members | Total Member Added | Total Members Dropped | Gain/ Loss Members |
|----------------|-----------|---------------|------------------|-------------|-----------------|-------------------|------------------|--------------------|-----------------------|--------------------|
| 2018-2019 | 2 | 5 | -3 | 123 | 41 | 14 | 7 | 185 | 410 | -225 |
| 2019-2020 | 1 | 1 | 0 | 70 | 47 | 18 | 3 | 138 | 284 | -146 |
| 2020-2021 | 8 | 3 | 5 | 104 | 205 | 13 | 3 | 325 | 314 | 11 |
| 2021-2022 | 6 | 6 | 0 | 176 | 160 | 21 | 10 | 367 | 316 | 51 |
| 2022-2023 | 2 | 4 | -2 | 175 | 73 | 51 | 12 | 311 | 497 | -186 |
| Average | 4 | 4 | 0 | 130 | 105 | 23 | 7 | 265 | 364 | -99 |



Membership Composition June 2023 Cumulative



Gender Composition June 2023 Cumulative

